



Tel: 02476402611

Newsletter



Newsletter Date: 24/01/2024

Dear Parents, Carers, Children and Staff,



We are so lucky that the sun has made an appearance on such a blustery day! Let's hope it makes an appearance over the weekend too. Poppy has loved her time with some year 5 and 6 children this week, she has managed to take some of the children out for a walk too. We just need her to learn that it should really be the other way around! Also, I have loved having children come to show me their work from across the school, I have been blown away by the children's writing skills in Year 1, they are all super STARS!

Bluebirds is currently full for both mornings and afternoons. We have waiting lists for both sessions. If you wish for your child to be added to the wait list, please email bluebirds@allesley.coventry.sch.uk. We are unable to offer ad hoc sessions at this time.

Young Voices Concert- Resorts World- Thursday 26th January the choir and I are getting incredibly excited as the Young Voices concert is now fast approaching. Choir rehearsals have now been increased to twice a week so that the children are ready to sing their hearts out. They have so many words and dance routines to learn that I have really been encouraging them to put in some work at home, as there is only so much time that I have in school. I find that the more a song is played the more that words are remembered. The details of how to join the young voices music room have been sent via mc@s so that the children can access all of the songs and dance routines at home, Mrs Edwards

PE Days:

- Reception—Friday
- Year 1— Wednesday
- Year 2— Thursday & Friday
- Year 3— Friday
- Year 4—Tuesday & Thursday
- Year 5— Wednesday & Friday
- Year 6— Friday



Have a lovely weekend,

L Hoey

Headteacher

WhatsApp safety guide for parents

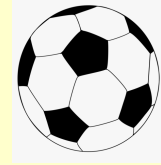

internet matters.org

- 13+** WhatsApp's minimum age in the UK
- 58%** Kids aged 3-17 who use WhatsApp
- 37%** Kids under 13 who use WhatsApp

5 tips to keep kids safe on WhatsApp

- 1 Review privacy settings** WhatsApp has a range of privacy and security settings to keep users safe. Customise groups, app access, live location and more.
- 2 Customise contacts** Show your child how to report and block unwanted contacts. Then, work with them to add their friends and family. Review and talk about their contacts regularly.
- 3 Talk about personal information** Make sure your child understands what personal information is. Talk about the importance of keeping that information private on WhatsApp.
- 4 Show them where to get support** If something goes wrong or they see something worrying on WhatsApp, make sure they know to come to you, and talk about other sources of support.
- 5 Check in regularly** Once you've done all of the above, check in with them regularly to review settings and how they use WhatsApp.

New Club's



Monday- KS2 Dodge Ball - Mr Barker
 Tuesday - KS2 Girl's Football - Mr Knight
 Wednesday - KS2 Hockey - Mr Barker
 Thursday- KS2 Boy's Football - Mr Knight
 Thursday - KS1 Gymnastics - Mr Barker
 Friday - KS1 Football - Mr Barker



Recommended Reads



Year 1 The giraffes can't dance by Giles Andreae recommended by Miss Richards
Year 2 Scout the Shark by Catherine Veitc recommended by Ivan
Year 3 Dog Man by Dav Pilker recommended by Zenko
Year 4 The worst thing about my Sister by Jaqueline Wilson recommended by Lily
Year 5 A murder most unladylike by Robin Stevens recommended by Emily
Year 6 Super Sleuth by David Walliams by Sophie Cleverly recommended by Alex

Attendance

Week beginning 13th -
 17th January 2025

Highest Year 6 Mrs Clay's
 class 99.13% Attendance.

Whole school 95.59!

Our school percentage is
 above the National average



Poppy's thought of the
 week...

With great power,
 comes great
 responsibility!


Jack W Year 1

Robert P Rec

Iris P Year 2


Amalia S Year 2

Amelia M Year 2



Celebrating our week

Lo- to present what I have learnt about the Spanish Armada through



Today, we learnt about the attack on England by King Philip of Spain. He tried many times to try in an attempt to make England Catholic again, sending his fleet of ships - the Spanish Armada. Queen Elizabeth sent the English fleet to greet them - but sent burning ships instead, which forced the Spanish to retreat and destroyed many of their ships.

We used oil pastels to create our pictures - and tones and shades to create the background.

Year 4 used oil pastels to create pictures to show what they had learnt about the Spanish Armada.



Year 3 have been rehearsing their instructions on how to capture a Stone Age creature. We have been using imperative verbs, adverbs, prepositions and adjectives. Would you want a Stone Age animal as a pet?



This week in **Reception** the children have been learning about the story 'The Gingerbread Man', we have got busy with various activities including making our very own Gingerbread Person!



Year 6 have been using code to produce background sound and music for the games they have been working on in their computing lessons.



In **Nursery** we have been learning about our families. Talking about similarities and differences and how many are in our family. The children made bracelets with each bead



In science **Year 2** went to the woodland area and searched for mini beasts in their micro habitats.



This week in art, the children in **Year 5** used their printing plates to create some stunning backgrounds ready for their futuristic drawing next week.